



SETUP SHEET Team Associated
RC10TC3 4WD Touring Car



Driver: _____

Track/City: _____

Event: _____ Date: _____

FRONT SUSPENSION

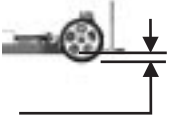
CASTER ☐ 0° ☐ 2° ☐ 4° ANTI-ROLL BAR: ☐ None ☐ Size: _____

KICKUP ☐ 0° ☐ 2° ☐ -2°

TOE-IN _____° TOE-OUT _____°

CAMBER _____°

RIDE HEIGHT

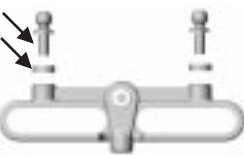


BUMP
STEER



ACKERMAN SETTING
☐ Std ☐ Other: _____

Ball end: _____
Spacer: _____



FRONT SHOCKS

BODY ☐ Composite ☐ Alum.

SHAFT ☐ Std ☐ Other: _____

LIMITERS:

Inside: _____

Outside: _____

PISTON # _____

OIL _____ WT

SPRING _____

SHOCK MOUNT &
CAMBER LINK
Fill in holes used



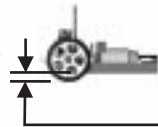
REAR SUSPENSION

ANTI-SQUAT ☐ 0° ☐ 2°

ANTI-ROLL BAR: ☐ None ☐ Size: _____

TOE-IN ☐ 3° ☐ Other: _____ CAMBER: _____°

RIDE HEIGHT



WHEELBASE
ADJUSTMENT

← **FRONT**

☐ Short



☐ Medium



☐ Long



REAR SHOCKS

BODY ☐ Composite ☐ Alum.

SHAFT ☐ Std ☐ Other: _____

LIMITERS:

Inside: _____

Outside: _____

PISTON # _____

OIL _____ WT

SPRING _____

SHOCK MOUNT &
CAMBER LINK
Fill in holes used



OTHER

FRONT TIRES: _____ Compound: _____ Insert: _____ Wheel: _____

REAR TIRES: _____ Compound: _____ Insert: _____ Wheel: _____

BATTERY PLACEMENT ☐ Back ☐ Front ☐ Other: _____ BATTERY TYPE: _____

CHASSIS ☐ Std ☐ Carbon Fiber FRONT/REAR DRIVE ☐ Std ☐ One-way SPUR/PINION _____ T / _____ T

MOTOR _____ BRUSH _____ SPRING _____

RADIO _____ SERVO _____ ESC _____

BODY _____ WING _____


TIRE ADDITIVE _____

☐ None

LEAD WEIGHTS _____ (oz/gm) Indicate location:

☐ None

SPONSORED BY: _____



TRACK CONDITIONS

SURFACE: ☐ Smooth ☐ Bumpy

TRACTION: ☐ Low ☐ Med. ☐ High

COMPOSITION:

☐ Concrete ☐ Asphalt ☐ Carpet ☐ Other: _____

NOTES: _____

RACE COMMENTS

MAIN _____ FINISH _____ QUALIFYING POS. _____

NOTES: _____

CAR COMMENTS

NOTES: _____
